

NINON MIX UP

**According to options machine outfitted with:****● MOTORIZED SLATE BAND CONVEYOR**

- Anodised aluminium profile, created by CDA; receiving an acetal slate band conveyor, width 82,5 mm ; double conveyor if required by the dimensions of the product to be labelled.
- Adjustable stainless steel guides, diameter 12mm, are adjustable to allow the passage of products up to 110mm diameter on single conveyor, 220 mm on double conveyor
- The motorized conveyor is built on a stainless steel frame, outfitted with blue side panels in which the electrics & electronics are integrated. It is built on wheels or on adjustable feet
- According to the products to be labelled, a selection system is installed at the inlet of the conveyor. Either a multi-format selection screw regulated by frequency converter - or a pneumatic selector with one or two cylinders according to product size.

According to required outfit:

- A large rotating reception table Ø 700 mm is built at the outlet of the conveyor to recollect the labelled products
- A square reception table is installed at the outlet of the conveyor
- A transfer system is built at the end of the conveyor

● LABELLING


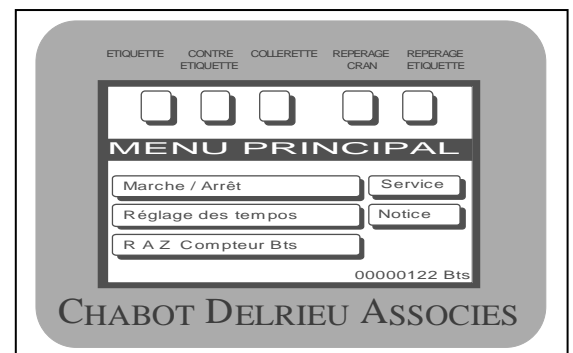
- One labelling station to apply a label on top of a product
- One labelling station to apply labels on cylindrical products including:
 - One label dispenser for front labels
 - One label dispenser for back labels
 - One label dispenser for a third label
- The label dispensers are outfitted with asynchronous motors regulated by frequency converters
- All label dispensers are built on motorized up & down lifts to adjust the labelling height.
- The labelling height is adjusted through the digital display
- Label height from 8 to 300 mm
- Adjustment and memorizing of the label positioning through the digital display

According to option:

- Machine production rate, front/back label: up to 1 500 products an hour according to size and labelling type.
- Machine production rate, front/back label: up to 2 500 products an hour according to size and labelling type.

● DIGITAL DISPLAY

- Validation zones
- Adjustment settings
- Bottle counter
- Label positioning
- Regulation of production rate and process timing
- Positioning memorizing – 15 positions
- Labelling height adjustment
- Integrated instruction manual
- Process error detection and self-diagnosis

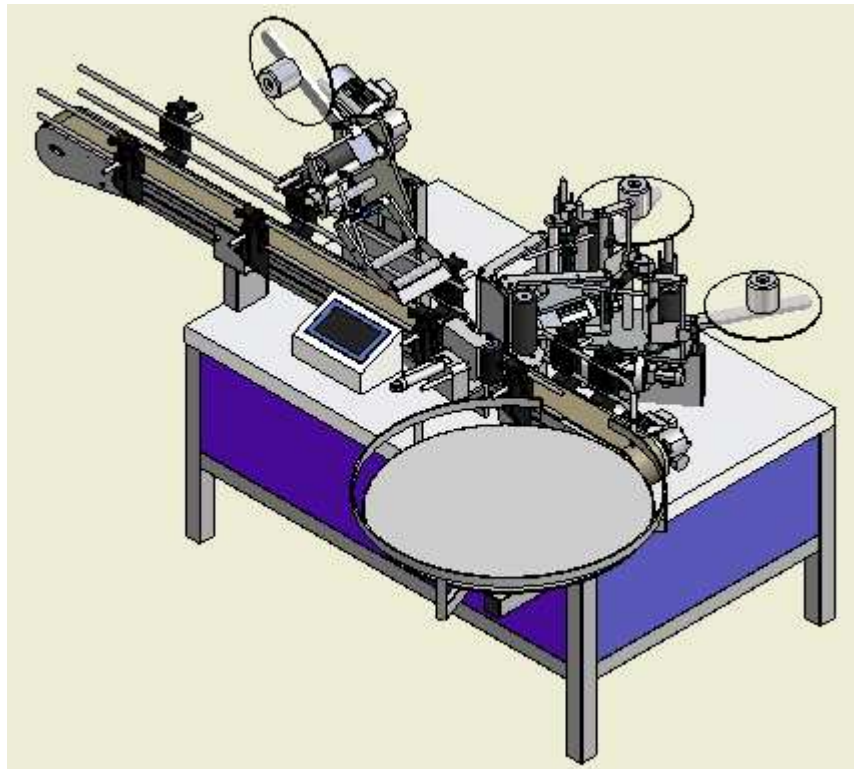


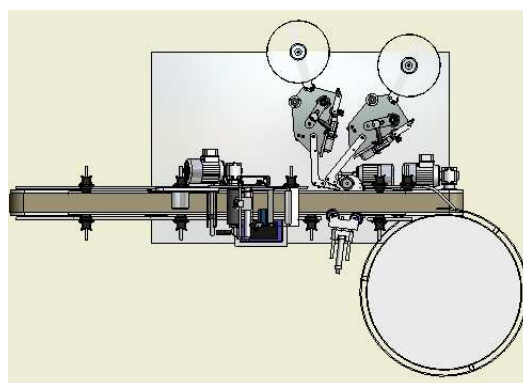
CDA - BP 7428 - 6 rue de l'artisanat - ZI Plaisance 11784 Narbonne Cedex

Tél : 33(0)4.68.41.25.29 Fax: 33(0)4.68.41.64.97 - contact@cdafrance.com

● OPTIONS

- Lot marking with hot foil coder
- A detection cell to apply an additional label on already labelled products or according to a warranty seal
- A notch detection cell to apply and position labels on notched products
- A vision camera to detect designs or shapes
- Additional conveyor length
- A special guiding device for cone shaped bottles
- Ink jet lot marker
- Ultrasonic label detection sensor for transparent labels
- Clutched support plate for heavy label reels.
- Warranty seal folding system
- Alarm light mast to notify dysfunctions
- Sensor to detect the end of the label roll





TECHNICAL DESCRIPTION	
Performance	Up to 1 500 products/hour according to diameter and labelling. Up to 2 500 products/hour according to diameter and labelling
Approximate weight in kgs	250 kgs
Machine height	1170 mm
Machine length	2300 mm
Conveyor height	925 mm
Control	By digital display
Absorbed power	2kw
Power supply	380 V ~ 50/60 Hz 16A 3 Phases + Neutral + Earth 16A
Air consumption	6 m3 / hour maxi at 6 bars – Dry air non lubricated
Ideal running temperature	From 10°C to 30°C

WINDING DIRECTION: LEFT OUT FOR FRONT LABEL / RIGHT OUT FOR BACK LABEL

Dimensions of the label rolls:

- A: inside diameter = 75mm
- B: Max. outside diameter = 260mm (300 mm on request)
- C: Max. band height = 160mm (higher on request)
- D: Space between labels = 3-5mm

Minimal paper quality: 90g

Nota: The rolls have to be stored in a dry place between 15°C and 18°C.

Machine delivered with EC Standards
* non contractual documents)

